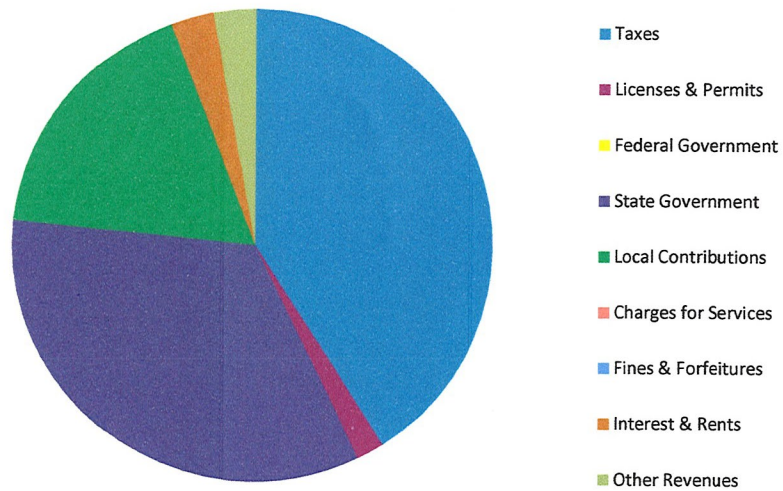


CITIZEN'S GUIDE TO LOCAL UNIT FINANCES - Village of Martin (33030)

REVENUES

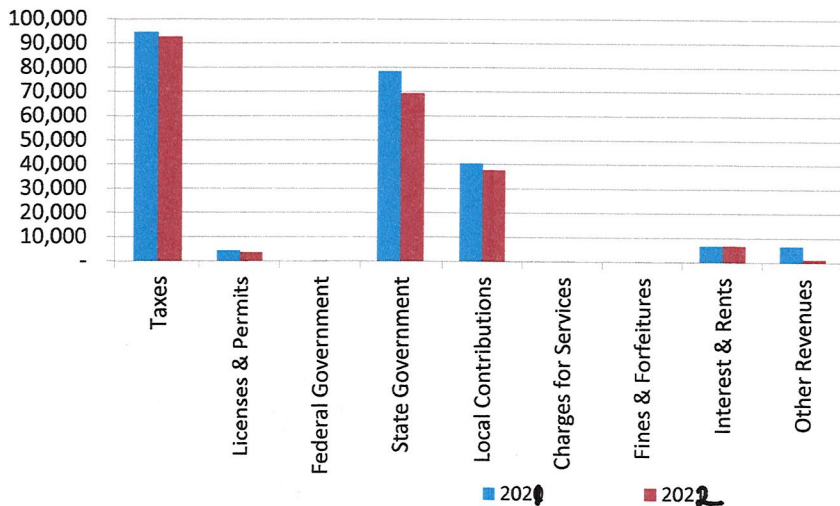
1. Where our money comes from (all governmental funds)



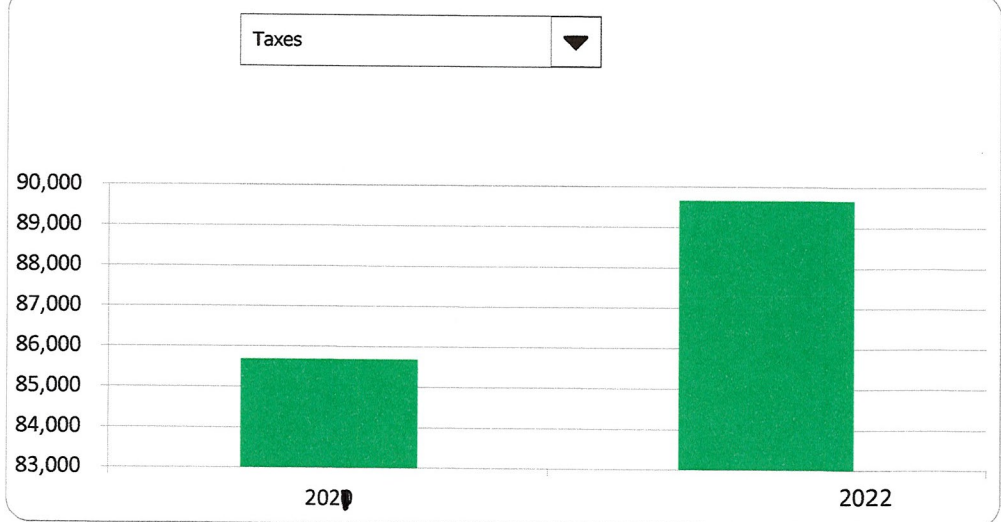
2. Compared to the prior year

	2021	2022	% change
Taxes	\$ 92,576	94,558	2.14%
Licenses & Permits	3,576	4,361	21.95%
Federal Government	-	-	0.00%
State Government	69,299	78,396	13.13%
Local Contributions	37,622	40,388	7.35%
Charges for Services	-	-	0.00%
Fines & Forfeitures	-	-	0.00%
Interest & Rents	6,769	6,691	-1.15%
Other Revenues	1,150	6,763	488.09%
Total Revenues	\$ 210,992	\$ 231,157	9.56%

3. Revenue sources per capita - compared to the prior year



4. Historical trends of individual sources



Commentary: