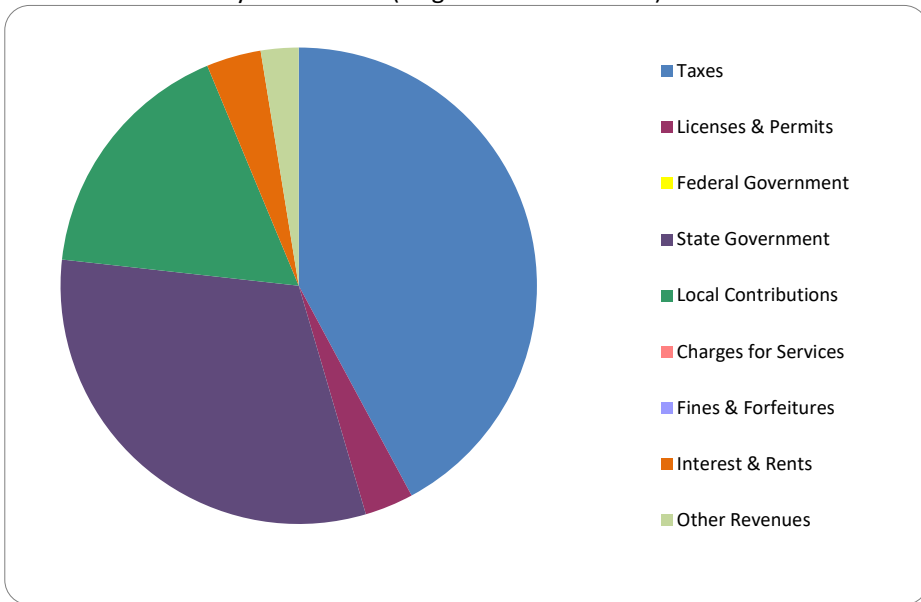


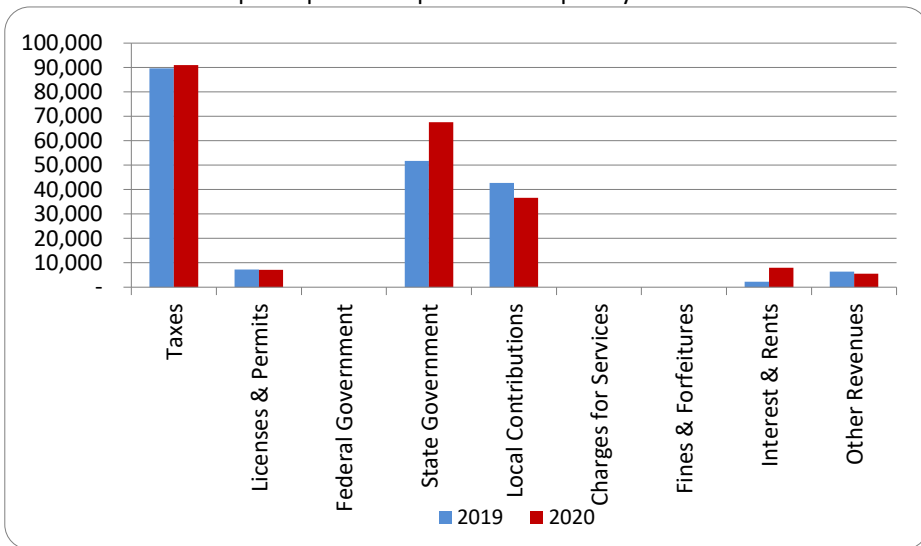
1. Where our money comes from (all governmental funds)



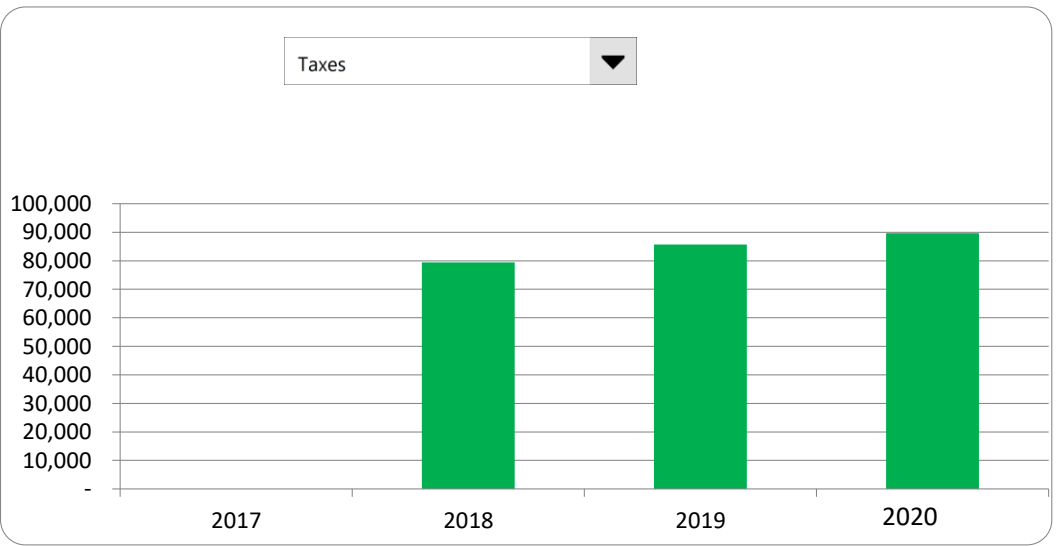
2. Compared to the prior year

	<u>2019</u>	<u>2020</u>	<u>% change</u>
Taxes	\$ 89,665	\$ 90,972	1.46%
Licenses & Permits	7,188	7,142	-0.64%
Federal Government	-	-	N/A
State Government	51,715	67,572	30.66%
Local Contributions	42,662	36,635	-14.13%
Charges for Services	-	-	N/A
Fines & Forfeitures	-	-	N/A
Interest & Rents	2,265	8,009	253.60%
Other Revenues	6,425	5,531	-13.91%
Total Revenues	\$ 199,920	\$ 215,861	7.97%

3. Revenue sources per capita - compared to the prior year



4. Historical trends of individual sources



Commentary:

For more information on our unit's finances, contact Darcy Doezema at 269-672-7777.