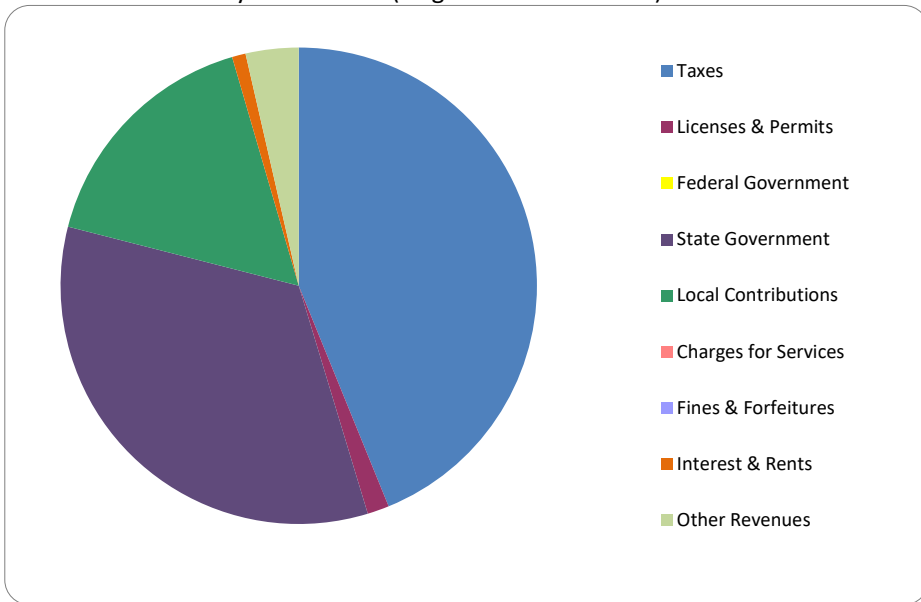


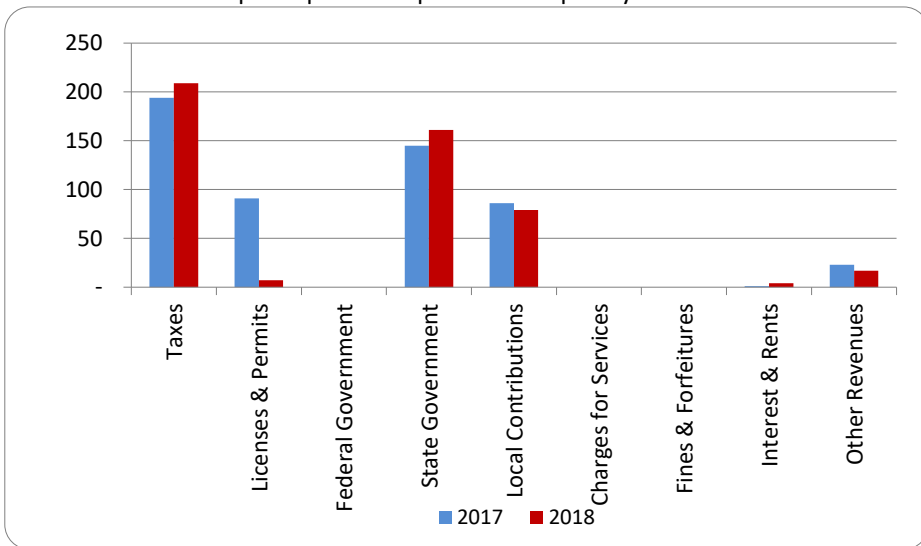
1. Where our money comes from (all governmental funds)



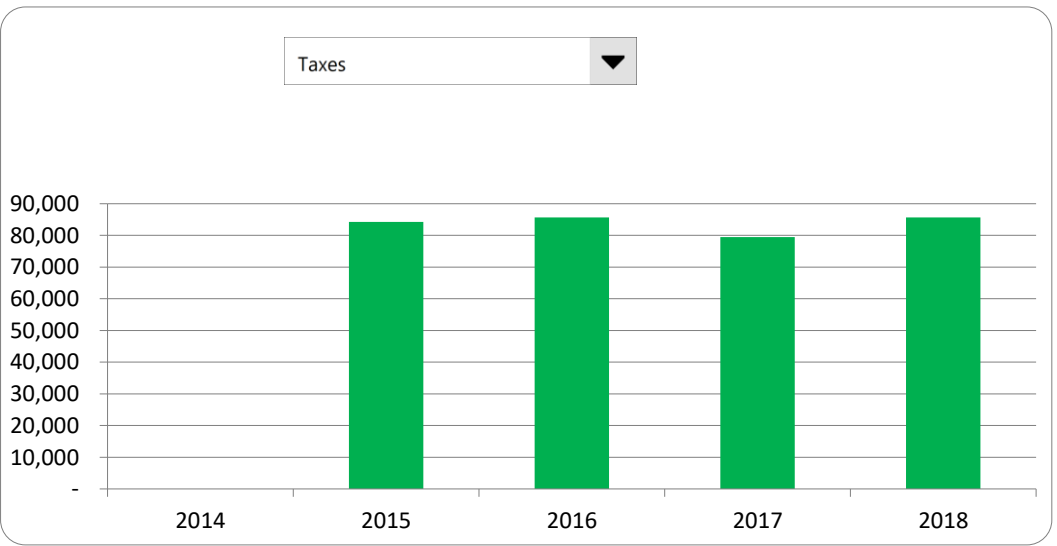
2. Compared to the prior year

	<u>2017</u>	<u>2018</u>	<u>% change</u>
Taxes	\$ 79,481	\$ 85,692	7.81%
Licenses & Permits	3,719	2,888	-22.34%
Federal Government	-	-	N/A
State Government	59,441	65,816	10.72%
Local Contributions	35,070	32,243	-8.06%
Charges for Services	-	-	N/A
Fines & Forfeitures	-	-	N/A
Interest & Rents	377	1,804	378.51%
Other Revenues	9,395	7,018	-25.30%
Total Revenues	\$ 187,483	\$ 195,461	4.26%

3. Revenue sources per capita - compared to the prior year



4. Historical trends of individual sources



Commentary:

For more information on our unit's finances, contact Darcy Doezema at 269-672-7777.